

Easy to Use, Non-Contacting Slurry Flow Meter

Accurate Slurry Flow Measurement from Outside a Pipe

Slurry Flow Meter

Model SFM 6.1

Displays, Transmits
Totalizes and Controls

Rugged NEMA4 Enclosure
Backlit LCD
Simple 5-Key Calibration
Password Protected
4-20mA / 0-5V Output
128 MB Data Logger
Modbus ® or HART Optional



Non-contacting flow monitoring specifically designed for limestone slurry, fly ash slurry, gypsum slurry and many others

Ideal for Slurries

The Greyline SFM 6.1 was specifically developed for the slurry applications found in today's industrial facilities. The SFM 6.1 incorporates more than 25 years of Greyline ultrasonic flow measurement experience.

External Sensor No Contact, No Maintenance

There is no need to shut down your flow or cut into the pipe. The SFM 6.1 sensor mounts on the outside of a variety of pipe materials $\frac{1}{2}$ " in diameter or larger. The SFM 6.1 sends an ultrasonic signal into the pipe and measures acoustic reflections off solids and gas bubbles suspended in the slurry. Installation is fast and easy.



Non-Contacting Slurry Flow Meter Measures Flow with Clamp-On Ultrasonic Sensor

Designed for Slurries

The SFM 6.1 Slurry Flow Meter works best in applications that would defeat regular contacting flow meters. Because the Sensor is mounted on the outside of the pipe, it is unaffected by abrasive slurries. There is no obstruction to flow and no pressure drop.



Easy to Install

Each SFM 6.1 Slurry Flow Meter includes a clamp-on ultrasonic sensor, an adjustable stainless steel mounting clamp and sensor coupling compound. The sensor fits on the outside of any pipe diameter ½" (12.7 mm) or larger. It takes just a few minutes to install. There is no need to shut down flow.

Simple, Single-Head Sensor design

Ultrasonic signals are transmitted and received from a single-head sensor. The mounting clamp (included) ensures correct sensor alignment on horizontal or vertical pipes. The SFM 6.1 automatically self-tunes to the cable length up to 500 ft. (152 m).

Works on most Pipes

The Greyline SFM 6.1 Flow Meter measures flow in PVC, carbon steel, stainless steel, cast iron, HDPE, ductile iron, and lined ductile iron... any pipe material that conducts ultrasound. Doppler signals cannot transmit through pipe walls which contain air pockets (e.g. concrete or wood), or loose pipe liners (with an air gap between the liner and pipe wall).

Backlit Matrix Display with Simple, 5-key Menu System

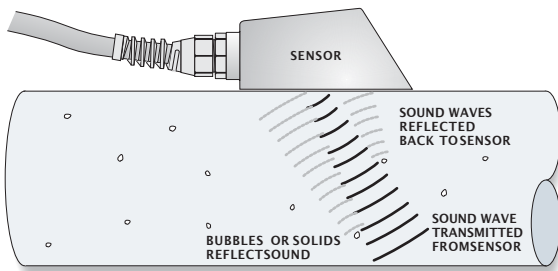
Configuration is easy with the new SFM 6.1 user-friendly menu system. Press the arrow keys to scroll through menus, change settings and enter calibration values. You can select English, Spanish or French menus, enable a password to protect settings and control brightness of the digital display.

Reverse Flow Measurement

The SFM 6.1 measures flow in either direction and displays positive or negative values. You can control the Totalizer to subtract reverse flow, or to totalize forward flow only. The 4mA setting can also be adjusted to a negative flow setting.

26 Million Point Data Logger

The SFM 6.1 Doppler Flow Meter comes standard with a built-in 26 million point data logger. It includes Windows software to display flow charts and tables, and to create dynamic flow reports. Just plug in a standard USB flash drive and log files are downloaded automatically.



Principle of Operation

The SFM 6.1 Sensor transmits continuous high frequency sound through the pipe wall into the flowing slurry

Sound is reflected back to the Sensor from particles or gas bubbles in the liquid. If the liquid is flowing, the reflected sound returns at an altered frequency (the Doppler effect). The SFM 6.1 continuously measures this frequency shift to accurately measure flow.

SFM 6.1 Slurry Flow Meter Specifications

Specifications:

- Flow Rate Range:** ± 0.1 to 40 ft/sec (± 0.03 to 12.2 m/sec) in most applications
- Pipe Size:** Any pipe ID from $\frac{1}{2}$ " to 180" (12.7 mm to 4.5 m)
- Accuracy:** $\pm 2\%$ of reading or 0.1 ft/sec (0.03 m/sec) whichever is greater. Requires solids or bubbles minimum size of 100 microns, minimum concentration 75 ppm. Repeatability: $\pm 0.1\%$, Linearity $\pm 0.5\%$
- Display:** White, backlit matrix - displays flow rate, relay states, 16-digit totalizer, operating mode and calibration menu
- Configuration:** built-in 5-button keypad with English, French or Spanish language selection
- Power Input:** 100-240VAC 50-60Hz 10VA maximum. Optional: 9-32VDC, 10 Watts maximum
- Output:** Isolated 4-20mA (1000 ohm load max.) or 0-5VDC (Field Selectable)
- Control Relays:** Qty 2, rated 5 amp SPDT, programmable flow alarm and/or proportional pulse
- Data Logger:** Built-in 26 million point logger with USB output and Windows™ software
- Enclosure:** NEMA4 stainless steel with window
- Electronics Operating Temperature:** -10° to 140° F (-23° to 60° C)
- Shipping Weight:** 14 lbs (6.3 kg)
- Approvals:** CE, CSA/UL/EN 61010-1

Sensor:

- Model SE4** single-head ultrasonic with 25 ft (7.6 m) shielded cable and stainless steel mounting kit for pipes $\frac{1}{2}$ " (12.7 mm) ID or larger. Designed to withstand accidental submersion to 10 psi.
- Certified non-incendive for Class I Division 2, Groups A,B,C,D hazardous locations
- Sensor Operating Temperature:** -40° to 300° F (-40° to 150° C)
- Exposed Materials:** 316SS

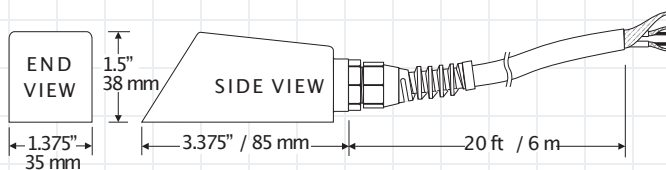
Options:

- Sensors:** Intrinsic Safety Barriers for Sensor mounting in Class I, II, III, Div I, II, Groups C, D, E, F, G, hazardous locations
- Industrial Automation Protocols:** Modbus® RTU via RS-485 or HART (field selectable)
- Sensor Cable:** 50 ft. (15 m) or 100 ft. (30 m) continuous shielded coaxial pair, or splice up to 500 ft (152 m) with Junction Box. Self tunes to extended cable
- Enclosure Heater:** for outdoor installation, thermostatically controlled to -40° F (-40° C)
- Control Relays:** 4 additional (6 total) rated 5 amp SPDT

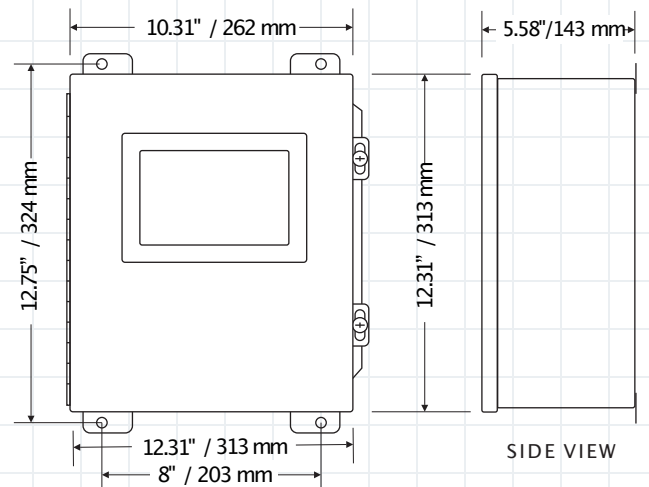
Applications:

- Recommended for:** Limestone, gypsum, fly ash and bottom ash slurries and liquids containing suspended solids or bubbles, minimum size of 100 microns, minimum concentration 75 ppm.
- Sensor Mounting Location:** 6-10 pipe diameters from elbows, tees (turbulence increasing devices) and >30 pipe diameters from pumps, controlling valves and pipe discharge. Sensor mounts on Vertical or Horizontal pipes.
- Pipe Materials:** steel, stainless steel, cast iron, PVC, fiberglass, any contiguous pipe material that conducts sound, including lined pipes with liner bonded to pipe wall. Avoid pipes with loose insertion liners and pipe walls which contain air (concrete, wood etc.)

Dimensions



SE4 DOPPLER SENSOR



ENCLOSURE

Non-Contacting Slurry Flow Meter

Monitors, Displays, Totalizes and Controls from Outside a Pipe

Designed for:

Limestone Slurry
Fly Ash Slurry
Gypsum Slurry
Sludge
Raw Sewage
Chemicals and Acids
Solvents
Viscous liquids
Lubricating Oils
Crude Oil
Cooling Water

Ideal for full pipes and any liquid containing gas bubbles or solids larger than 100 microns and in concentrations greater than 75 ppm.

Greyline SFM 6.1 Slurry Flow Meter

The SFM 6.1 flow sensor installs without cutting the pipe. It takes just a few minutes to mount on the outside of any pipe. Calibration is easy with the built-in, 5-button keypad. Select your choice of flow units and enter pipe diameter through the user-friendly calibration menu. Enable password protection to prevent tampering.

Special Features

Digital processing system tracks flow signals accurately and auto-zeroes with signal loss

Noise suppression circuitry filters "dirty" power and electrical interference

Automatically converts between measurement units (e.g. gallons or liters)

Calibration data and Totalizer values are stored automatically during power interruptions

Output "simulation" function simplifies calibration of remote devices (e.g. chart recorders or controllers)

Self-tunes to Sensor cable length



Benefits of Non-Contacting Flow Measurement

No Contact means no maintenance, no sensor fouling, no obstruction to flow, no pressure drop, no corrosion and no pipe cutting or drilling for installation.

How to Order

Contact a Greyline sales representative in your area or phone one of our sales engineers. Describe your requirements and receive our prompt quotation.

Applications Support

Take advantage of Greyline's applications experience. Phone toll free 1-888-473-9546 for advice and information on applications, installation or service for Greyline instruments.

No Risk Appraisal

The Greyline SFM 6.1 Slurry Flow Meter must meet your requirements. Discuss your application with a Greyline representative to arrange a 30-day trial.

The Greyline Guarantee

Quality of Materials and Workmanship - Each instrument manufactured by Greyline is warranted against defects in materials and workmanship for a period of one year from date of purchase. Refer to our limited warranty included with each product.



Montar Messtechnik BV

Groendahlscher Weg 118
D-46446 Emmerich am Rhein
Tel. +49 (0) 2822 965425-0

sales@montar-mt.com

HRB nr. 70937338

